






Unit/Standard Number	 <p style="text-align: center;">Carpentry/Carpenter CIP 46.0201 Task Grid</p>	LEA Task # Alignment
Secondary Competency Task List		
100	SAFETY/OCCUPATIONAL ORIENTATION	
101	Identify and follow all basic safety practices and procedures.	
102	Identify and follow all lab safety practices and procedures.	
103	Identify and follow all construction industry safety practices and procedures.	
104	Follow procedures in Material Safety Data Sheets (MSDS) system.	
105	Identify and follow all OSHA safety standards at the construction site.	
106	Explain and demonstrate proper/safe rigging procedures.	
107	Demonstrate the ability to construct scaffolding.	
200	HAND TOOLS	
201	Demonstrate the ability and proper use of small hand tools.	
202	Demonstrate the ability and proper use of sawing tools.	
203	Demonstrate the ability and proper use of fastening tools.	
204	Demonstrate the ability and proper use of measuring tools.	
205	Demonstrate the ability and proper use of cutting and sharp tools.	
206	Demonstrate the ability to sharpen cutting tools.	
207	Demonstrate the ability and proper use of digging tools.	
208	Demonstrate the ability and proper use of ladders.	
209	Demonstrate the ability and proper use of finishing tools.	
210	Demonstrate the ability to properly maintain hand tools.	
300	POWER TOOLS	
301	Demonstrate the ability to properly use stationary electric power tools.	
302	Demonstrate the ability to properly use pneumatic tools systems.	
303	Demonstrate the ability to properly use portable electric power tools.	
304	Demonstrate the ability to properly maintain electric power tools.	
305	Demonstrate the ability to properly maintain pneumatic power tools.	
400	BLUEPRINTS READING	
401	Demonstrate the ability to read and interpret blueprints.	

Unit/Standard Number	 <p style="text-align: center;">Carpentry/Carpenter CIP 46.0201 Task Grid</p>	LEA Task # Alignment
402	Demonstrate the ability to read, interpret and comprehend standard symbols and abbreviations.	
403	Demonstrate the ability to read and interpret building specifications.	
404	Demonstrate the ability to read and interpret a plot plan.	
405	Demonstrate the ability to read and interpret a foundation plan.	
406	Demonstrate the ability to read and interpret elevation plans.	
407	Demonstrate the ability to read and interpret details and section views.	
408	Demonstrate the ability to read and interpret floor, wall and roof framing plans.	
409	Demonstrate the ability to read and interpret building and zoning codes.	
410	Demonstrate the ability to read and interpret Americans with Disabilities Act (ADA) regulations.	
500	SITE PREPARATION AND LAYOUT	
501	Determine factors needed to be considered before the start of a building project.	
502	Demonstrate the ability to properly acquire a building permit.	
503	Determine location of utilities, physical features and initiate PA one call.	
504	Demonstrate the ability to establish elevations and grades from benchmarks using a transit level.	
505	Demonstrate the ability to stake out a building foundation using the Pythagorean theory.	
506	Demonstrate the ability to properly erect batter boards.	
600	FOOTINGS AND FOUNDATIONS	
601	Demonstrate the ability to determine footer type.	
602	Demonstrate the ability to properly use leveling instruments.	
603	Demonstrate the ability to establish footer lines and elevations.	
604	Demonstrate the ability to layout and construct forms.	
605	Demonstrate the ability to layout and construct footers.	
606	Demonstrate the ability to layout foundations.	
607	Demonstrate the ability to layout and construct forms for concrete slabs.	
608	Demonstrate the ability to properly install reinforcing bars.	
609	Demonstrate the ability to properly erect vertical and horizontal framework.	
700	FRAMING - FLOOR CONSTRUCTION	
701	Determine methods used to fasten sill plates.	
702	Demonstrate the ability to properly install fasteners used in floor framing.	

Unit/Standard Number	 <p style="text-align: center;">Carpentry/Carpenter CIP 46.0201 Task Grid</p>	LEA Task # Alignment
703	Demonstrate the ability to properly measure and install sill plates.	
704	Demonstrate the ability to properly measure and install floor joists.	
705	Demonstrate the ability to properly measure and install joists for a cantilever floor.	
706	Demonstrate the ability to properly layout and construct cross and solid bridging.	
707	Demonstrate the ability to properly layout and install sub-flooring.	
708	Demonstrate the ability to properly measure and frame floor openings.	
800	FRAMING - WALL CONSTRUCTION	
801	Determine fastening methods used during wall construction.	
802	Demonstrate the ability to properly install fasteners used in wall construction.	
803	Demonstrate the ability to properly measure, layout and construct a wall.	
804	Demonstrate the ability to properly select and install various types of insulation.	
805	Demonstrate the ability to properly measure, layout and construct door openings.	
806	Demonstrate the ability to properly measure, layout and construct window openings.	
807	Demonstrate the ability to properly measure, layout and construct solid headers.	
808	Demonstrate the ability to properly measure, layout and install sheathing.	
809	Demonstrate the ability to properly plumb, align and brace walls.	
810	Demonstrate the ability to properly install metal studs.	
900	FRAMING - ROOF CONSTRUCTION	
901	Determine fastening methods used during roof construction.	
902	Demonstrate the ability to properly install fasteners used in roof construction.	
903	Demonstrate the ability to properly measure, layout, cut and install a ridgeboard.	
904	Demonstrate the ability to properly measure, layout, cut and install hip, jack and truss rafters.	
905	Demonstrate the ability to properly measure, layout, cut and install roof trusses.	
906	Demonstrate the ability to properly measure, layout, cut and install brace roof trusses.	
907	Demonstrate the ability to properly measure, layout, cut and install roof sheathing.	
908	Demonstrate the ability to properly measure, layout, cut and install roof openings.	
909	Demonstrate the ability to properly measure, layout, cut, frame and install dormers.	
910	Demonstrate the ability to properly measure, layout, cut and install roofing paper.	
911	Demonstrate the ability to properly measure, layout, cut and install shingles.	
912	Demonstrate the ability to properly measure, layout, cut and install capping.	

Unit/Standard Number	 <p style="text-align: center;">Carpentry/Carpenter CIP 46.0201 Task Grid</p>	LEA Task # Alignment
1000	EXTERIOR FINISH	
1001	Determine fastening methods used during exterior finishing operations.	
1002	Demonstrate the ability to properly install fasteners used in exterior finishing operations.	
1003	Demonstrate the ability to properly measure, layout and install house wrap.	
1004	Demonstrate the ability to properly measure, layout and install exterior doors.	
1005	Demonstrate the ability to properly measure, layout and install windows.	
1006	Demonstrate the ability to properly measure, layout and install siding.	
1007	Demonstrate the ability to properly measure, layout and install soffits and fascias.	
1008	Demonstrate the ability to properly measure, layout and install gutters and downspouts.	
1009	Demonstrate the ability to properly measure, layout and install an exterior set of stairs.	
1100	INTERIOR FINISH	
1101	Determine fastening methods used during interior finishing operations.	
1102	Demonstrate the ability to properly install fasteners used in interior finishing operations.	
1103	Demonstrate the ability to properly measure, layout and install tape and finish drywall.	
1104	Demonstrate the ability to properly measure, layout and install suspended and tile ceilings.	
1105	Demonstrate the ability to properly measure, layout and install interior doors.	
1106	Demonstrate the ability to properly measure, layout and install door, trim, casings and hardware.	
1107	Demonstrate the ability to properly measure, layout and install windows.	
1108	Demonstrate the ability to properly measure, layout and install window trim, casings and hardware.	
1109	Demonstrate the ability to properly measure, layout and install baseboard and molding.	
1110	Demonstrate the ability to properly measure, layout and install hardwood, tile and block flooring.	
1111	Demonstrate the ability to properly measure, layout and install an interior set of stairs.	
1200	ESTIMATION	
1201	Demonstrate the ability to correctly estimate the amount of bricks needed to complete a given task.	
1202	Demonstrate the ability to correctly estimate the amount of block needed to complete a given task.	
1203	Demonstrate the ability to correctly estimate the amount of concrete needed to complete a given task.	
1204	Demonstrate the ability to correctly estimate the cost and amount of materials to finish an exterior wall.	
1205	Demonstrate the ability to correctly estimate the cost and amount of materials to finish an interior wall.	
1206	Demonstrate the ability to correctly estimate the cost and amount of materials to construct a floor.	

Unit/Standard Number	 pennsylvania DEPARTMENT OF EDUCATION Carpentry/Carpenter CIP 46.0201 Task Grid	LEA Task # Alignment
1207	Demonstrate the ability to correctly estimate the cost and amount of materials to construct a roof.	